

YOU CAN DO MORE:

Want a cleaner world? Start at home. To make a better world, what counts are all the "small" green steps we all can make in our everyday lives.

Besides choosing a green vacuum cleaner, there are lots of things you can do to make your home greener. Here are some of the ways that can help make your life and your home a little more environmentally responsible.

- Most of the time you don't need to use appliances at the maximum setting – a vacuum cleaner, for example, doesn't necessarily clean better on certain surfaces when set to max compared to a medium setting.
- Switching off the TV and other appliances rather than leaving them in stand-by mode saves surprisingly much energy over time.
- If you live in a cold climate, reducing the indoor temperature by just 1 or 2°C drastically reduces energy consumption.
- Change to low-energy lamps, and don't leave lights on when they're not needed.
- Find out how the recycling systems work in your area. Find a good solution with separate bins for different kinds of waste that's easy to use and fits into your everyday life. Recycling saves energy and valuable resources.

● Water-saving taps work very well. You can also save water by not letting it run unnecessarily.

● Choose eco-labelled laundry detergents and dishwasher detergents. This helps reduce chemicals that are harmful to nature. Don't throw chemicals into the toilet or the garbage bin – find out where to deposit them safely.

OF COURSE WE ARE ALSO GREENWASHING – SWITCH UP TO OUR GREEN APPLIANCES

True to our philosophy of making everyday appliances a little greener, it's not only our vacuum cleaners that come in green versions. We also offer kitchen and laundry appliances that go a long way towards a greener world. In fact, studies show that if everyone in Europe would switch their 10-year-old household appliances to modern energy-saving models, the annual emissions of CO₂ would be reduced by 22 million tons. That's why we offer washing machines and dryers with settings that save energy and water. And the biggest energysaving effect is to replace old refrigerators and freezers with new ones, since these appliances run 24 hours a day, 365 days a year. To find out more about our green range, go to electrolux.com

THE ELECTROLUX GREEN QUEST

When we improve our homes we search for the best; best form and best function. We also realize that there are several green aspects to consider. Electrolux aims to raise awareness about the benefits of a green home upgrade – benefits for both ourselves and our planet. This is our Green Quest.


In our daily work we engage scientists and non-scientists (our consumers) to join forces with us around certain matters, such as new materials or energy saving. Our motivation in these challenges is, of course, to always be vanguards of our field, but in our work we also hope to inspire both industry and future generations to act responsibly in a sustainable way.

By selecting a product from the Electrolux Green Range you join the quest for setting new, modern standards – for your home and our world.



Cecilia Nord

Cecilia Nord
Vice President – Floor Care Environmental and Sustainability Affairs



RECYCLED MATERIAL

What makes Electrolux Green vacuum cleaners green? First of all, they are partially made from recycled plastic. What others see as waste, we see as valuable raw material. This approach saves resources, and puts plastic waste to good use again instead of having it end up in landfills.

In our work, we scrutinise the proposed solutions of the day to evaluate where we should focus our efforts and energy. One of the sectors with the greatest potential for change is source reduction at the production level – simply put, using less new plastic. Electrolux strives to create and support source reduction, in part by using recycled plastic.

When designing our vacuum cleaners we think about their entire lifecycle. So the packaging too is made from material that is recycled, and when the day comes to replace the vacuum cleaner, 92% of its materials are recyclable. We're also reducing the use of PVC plastic as much as possible – one of our models is already completely PVC-free.

SOME OF OUR BEST VACUUM CLEANERS ARE ACTUALLY GARBAGE

Plastic is of course a material with many advantages. It is used in an enormous range of products, from paper clips to spaceships, due to its relatively low cost, ease of manufacture and versatility. But when plastic ends up in the wrong place it becomes an environmental hazard. Plastic is durable and degrades very slowly. The best way to stop adding to this problem is to use less plastic and recycle as much we can.

RECYCLE THE PLASTIC YOU DIDN'T KNOW YOU COULD RECYCLE

Making Electrolux Green vacuum cleaners from recycled plastic is a win-win situation. We get the raw material for our products while at the same time reducing the need for crude oil, and the world gets rid of some plastic garbage. You can win too – the type of plastic we need is the type that's in old garden chairs, computers, big plastic toys, and machines like hairdryers, electric kettles and coffee machines. So we are interested in any of these things that you don't use anymore. Get rid of them and give them a new life as vacuum cleaners by handing them in to your nearest recycling station.

Green fact: Every Electrolux Green vacuum cleaner saves about 2 litres of crude oil and 80 litres of water during the manufacturing process. 90% less energy is needed to produce the parts compared to making them from virgin plastic.

SAVING ENERGY



RADICALLY REDUCED ENERGY CONSUMPTION

The lifecycle studies we've done show that a third of the environmental impact of a vacuum cleaner comes from the handling and manufacturing of the materials in it. Less than 3 percent is attributed to transportation. The rest is due to the energy that the vacuum cleaner consumes when in use. That's why we're constantly working to reduce the energy consumption of our vacuum cleaners. This is most evident when it comes to the Electrolux Green vacuum cleaners. Depending on the model, they can save up to 50% energy compared to an average 2,000 W vacuum cleaner – and get the job done at least as well.

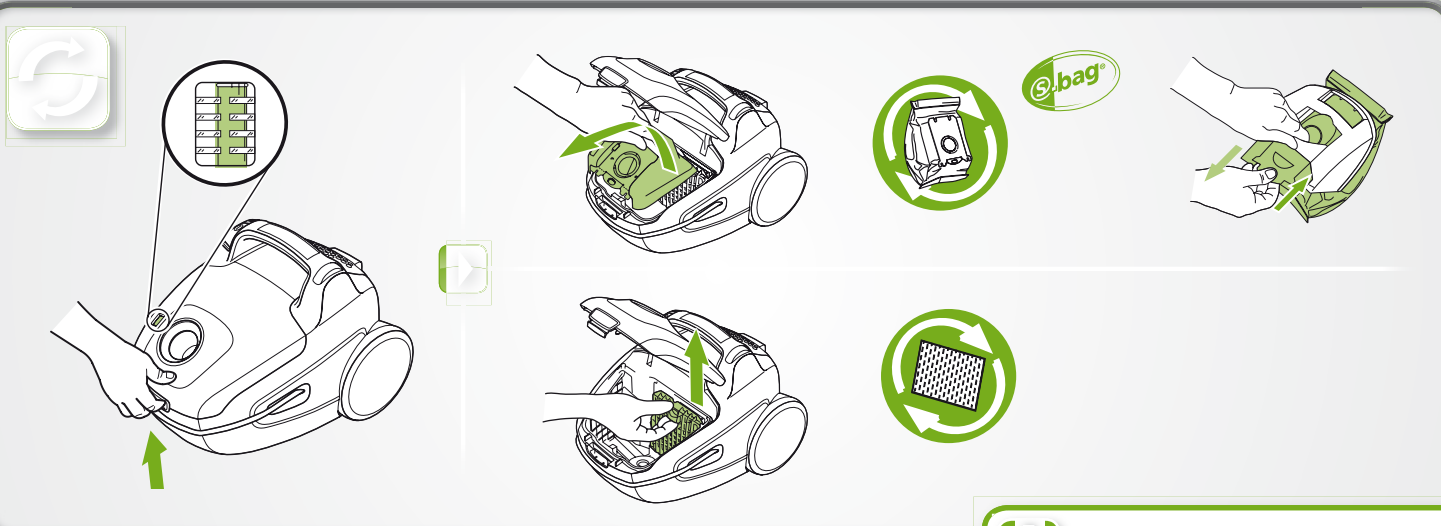
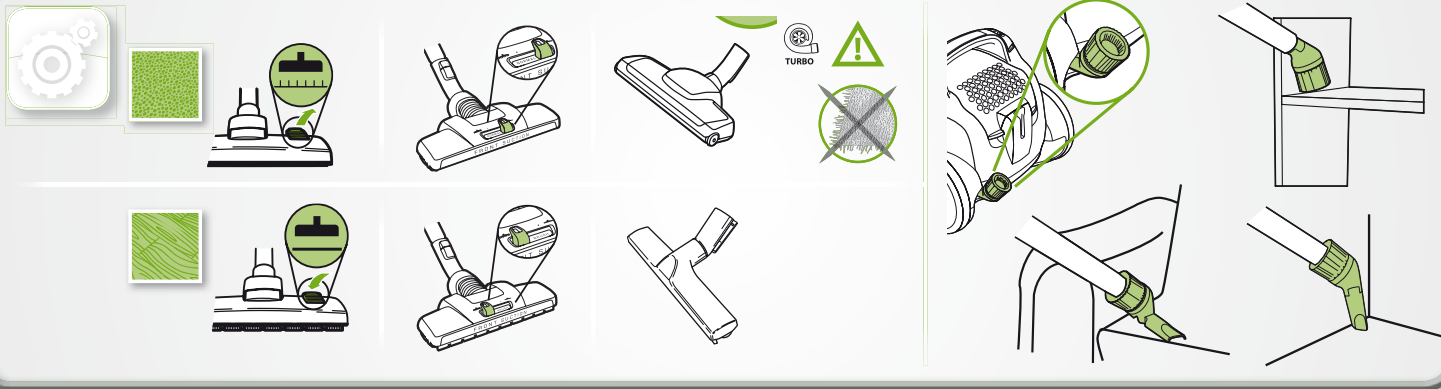
GET A CLEANER HOME, AND GREENER WORLD

Isn't it nice to know that when you take the vacuum cleaner out of the closet you can be assured of an excellent result. Electrolux Green vacuum cleaners offer supreme performance. They are efficient, quiet, easy to handle and store – in short, everything you expect from the best of vacuum cleaners. And they are environmentally responsible. Our approach to making green vacuum cleaners is simple: you shouldn't have to compromise on cleaning performance.

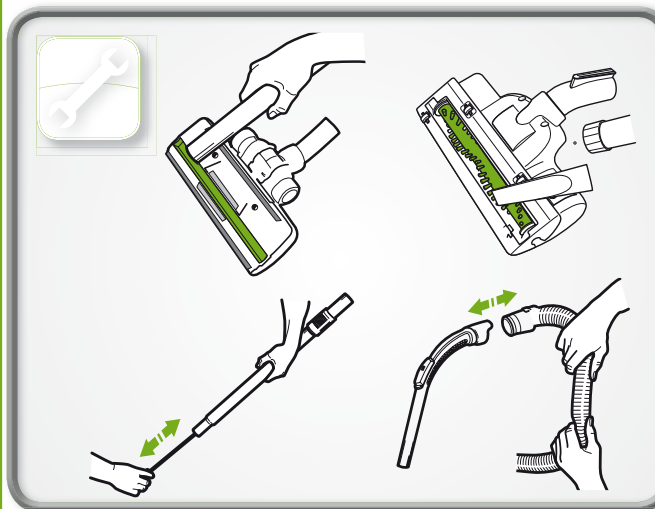
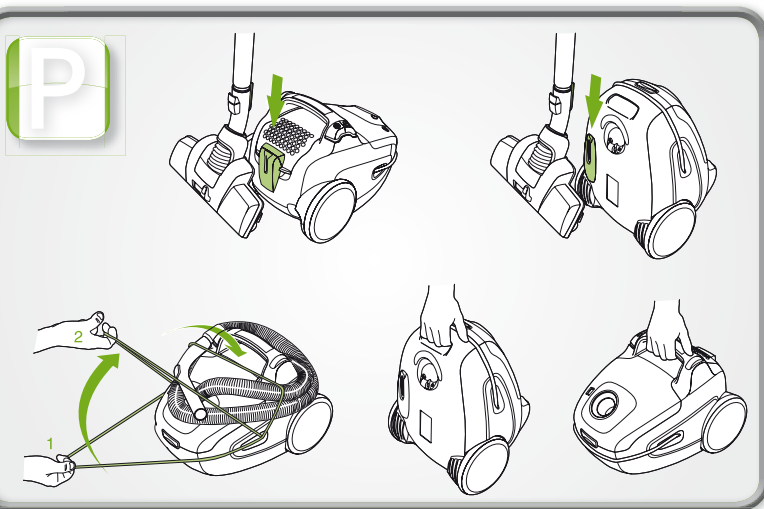
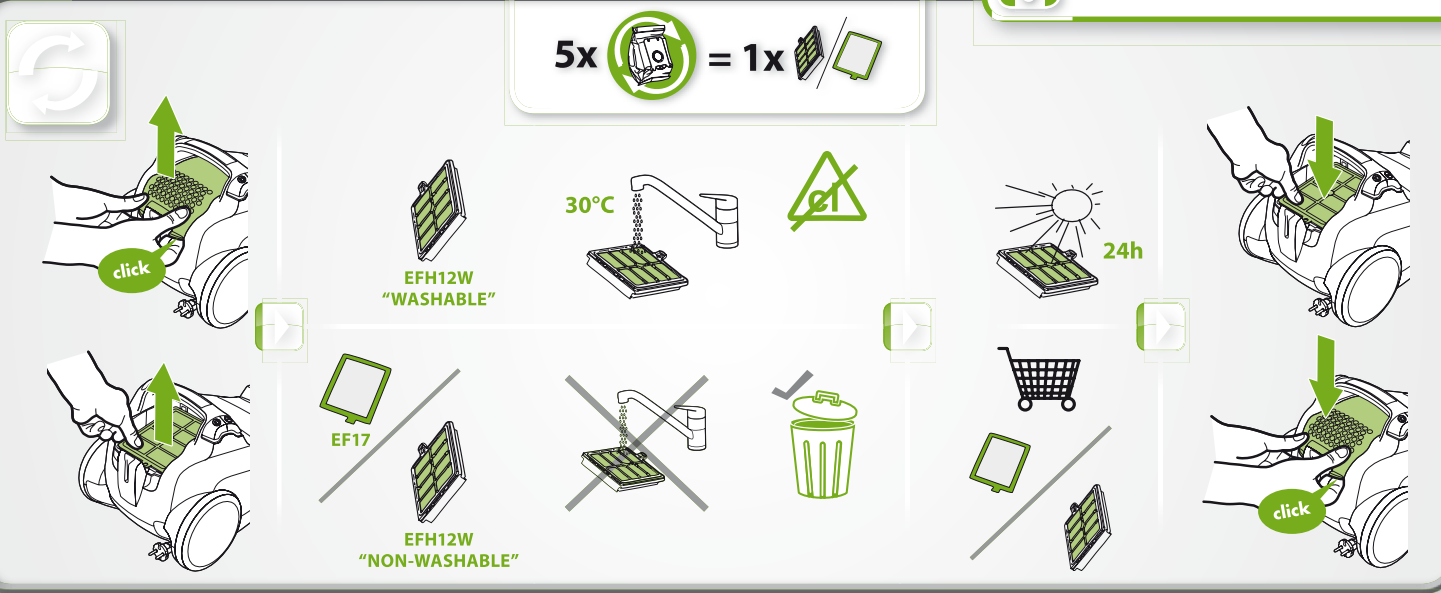
EVEN THE BAG IS GREEN

If you have a model using bags, on most markets you can act green even when buying the bag. The s-bag® Green ensures an even level of high performance by the vacuum cleaner, while the environmental impact is radically reduced. The bag is made from corn and uses up to 65% less petroleum and contributes 68% less greenhouse gases to the atmosphere than traditional plastic materials.

Green fact: One of our Green range models uses 50% less energy than an average 2,000 W vacuum cleaner. If you were to vacuum an hour a week for ten years, you would save enough energy to burn a 60 W lamp day and night for 234 days. To put it another way, you would reduce CO₂ emissions by 294 kg.



www.electrolux.com/shop



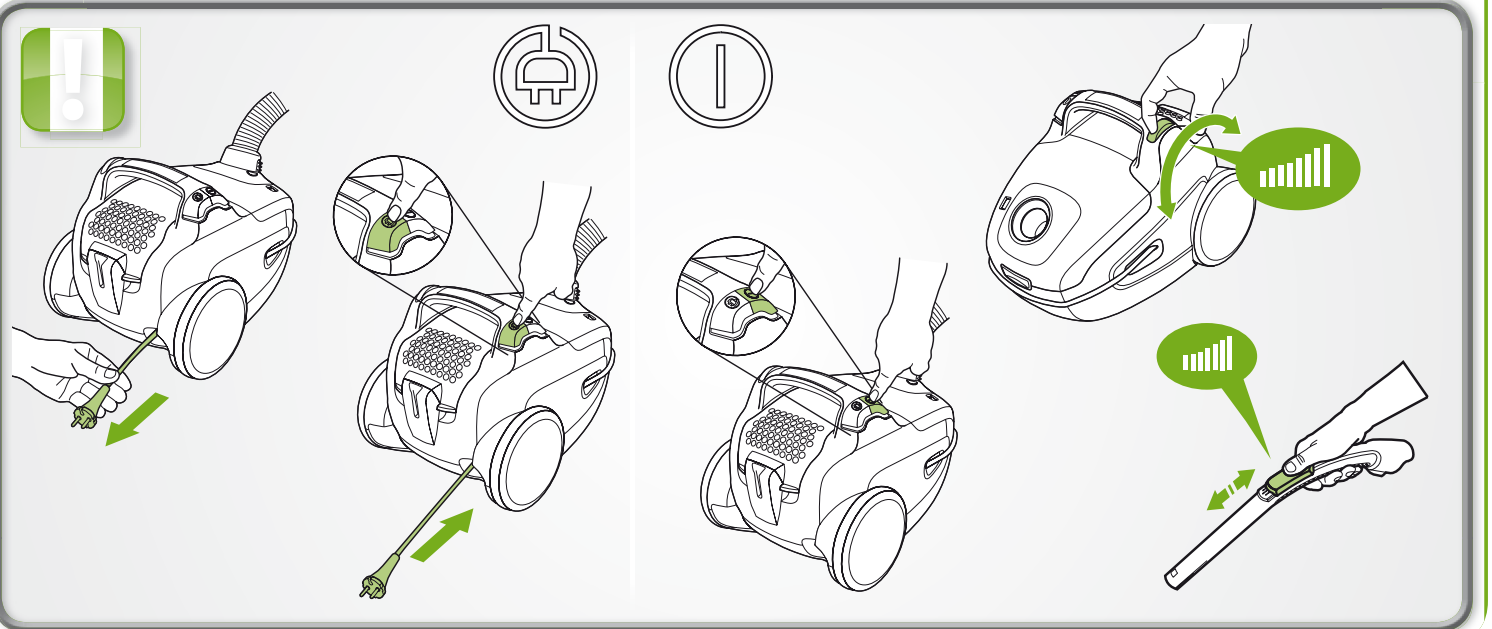

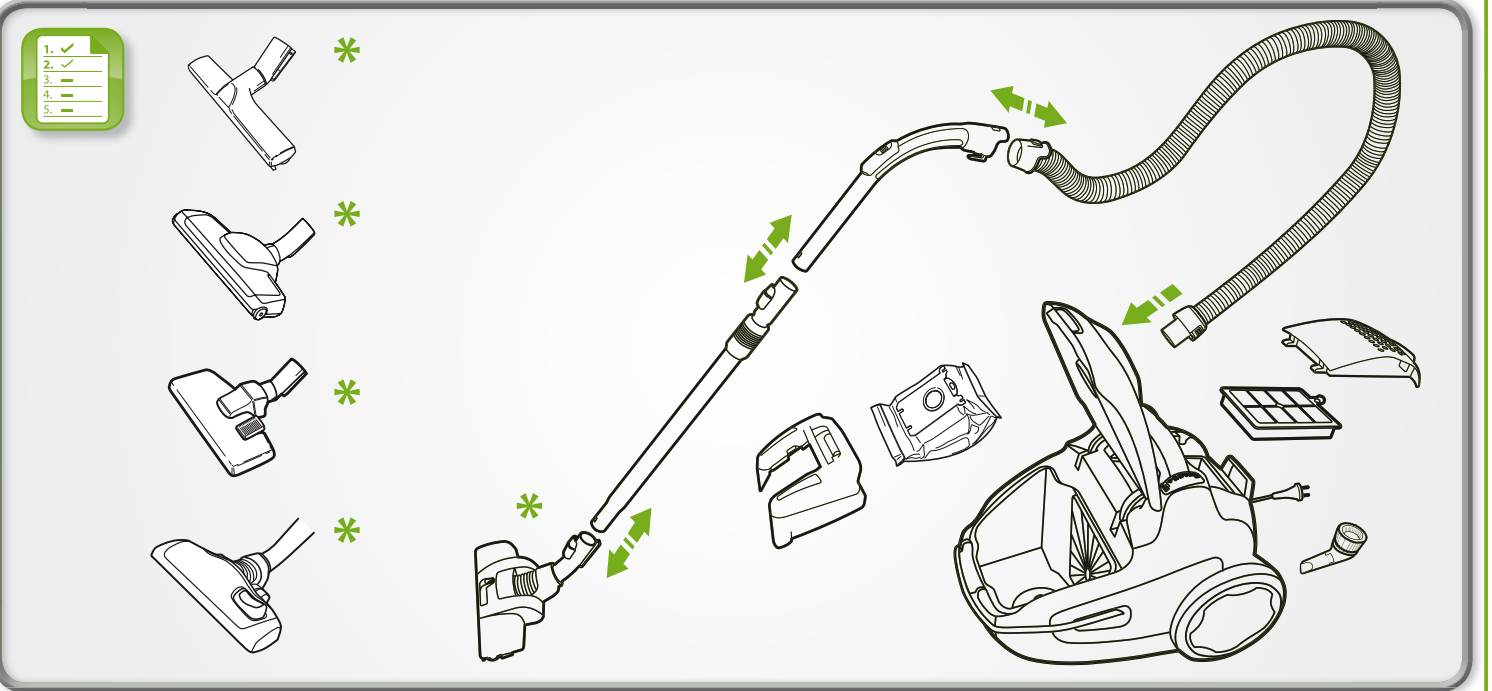
Thinking of you
Electrolux

new

ERGOSPACE™

13m
EXTRA LONG REACH

2197686-33





English



Certain models only.

Thank you for having chosen an Electrolux Ergospace vacuum cleaner. These Operating Instructions cover all Ergospace models. This means that with your specific model, some accessories/features may not be included. In order to ensure the best results, always use original Electrolux accessories. They have been designed especially for your vacuum cleaner.

Safety requirement and warning

This appliance is not intended for use by persons (including children) with reduced physical, sensory or mental capabilities or lack of experience and knowledge, unless they are given supervision or instructions concerning the use of the appliance by a person responsible for their safety.

Children should be supervised to ensure that they do not play with the appliance. Always disconnect the plug from the mains before cleaning or maintaining the appliance.

Never use the vacuum cleaner without its filters.

Caution

This appliance contains electrical connections:

- Never vacuum any liquid
- Do not immerse in any liquid for cleaning
- The hose should be checked regularly and must not be used if damaged.

The above can cause serious damage to the motor, which is not covered by the warranty.

Never use vacuum cleaner

- Close to flammable gases, etc.
- On sharp objects
- On hot or cold cinders, lit cigarette butts, etc.
- On fine dust, for instance plaster, concrete, flour.

Power cord precautions

- Regularly check that the plug and cord are not damaged. Never use the vacuum cleaner if the cord is damaged.
- If the cord is damaged, it must be replaced only by an authorized Electrolux service centre in order to avoid a hazard. Damage to the vacuum cleaner's cord is not covered by the warranty.
- Never pull or lift the vacuum cleaner by the cord.

All servicing and repairs must be performed by an authorized Electrolux service centre. Store the vacuum cleaner in a dry place.

Consumer information and sustainability policy

Electrolux declines all responsibility for all damages arising from any improper use of the appliance or in cases of tampering with the appliance.

For more details of warranty and consumers' contacts see the Warranty Booklet in the packaging

If you have any comments on the cleaner or the Operating Instructions manual please e-mail us at floorcare@electrolux.com .



The symbol on the product or on its packaging indicates that this product may not be treated as household waste. Instead it shall be handed over to the applicable collection point for the recycling of electrical and electronic equipment. By ensuring this product is disposed of correctly, you will help prevent potential negative consequences for the environment and human health, which could otherwise be caused by inappropriate waste handling of this product. For more detailed information about recycling of this product, please contact your local city office, your household waste disposal service or the shop where you purchased the product.

繁體中文



僅限特定型號。

感謝您選用 Electrolux Ergospace 吸塵器。這些「操作說明」涵蓋所有的 Ergospace 型號。這表示您所選用的特定型號的某些配件/功能可能不包含在內。為了確保最佳的使用效果，請一律使用原廠的 Electrolux 配件。這些配件是專門針對您的吸塵器所設計的。

安全規定與警告

本電器不適合身體、知覺或心智能力受損的人（包括幼童）使用，而且不具備本電器使用經驗或知識的人，也必須在有人負責其安全並提供監督或指示的情況下，方可使用本電器。

請小心看管幼童，以免他們把電器用品當做玩具。

清潔或維護電器之前，請先拔掉電源插頭。
尚未裝上濾網前請勿使用吸塵器。

注意

本電器含有電線接頭：

- 請勿吸取任何液體
- 嚴禁浸入任何液體中進行清潔
- 請定期檢查軟管，切勿使用損壞的軟管。

上述各項行為可能會對馬達造成嚴重的損壞，而這類損壞不在保固範圍內。

請勿在以下環境使用吸塵器

- 靠近可燃氣體的環境
- 在表面尖銳的物品上
- 在高溫或低溫的灰燼、點燃的煙蒂等環境中。
- 在充滿細塵的環境中，例如，石膏、混凝土、粉末等。

電源線安全預防措施

- 請定期檢查插頭或電源線是否受損。切勿使用電源線受損的吸塵器。
- 如果電源線損壞，必須交由 Electrolux 授權的服務中心更換，以避免發生危險。吸塵器電源線的損壞不在保固範圍內。
- 切勿用電源線拉扯或抬高吸塵器。

所有的服務與維修必須由 Electrolux 授權的服務中心執行。請將吸塵器放置在乾燥的地方。

消費者資訊與永續政策

Electrolux 拒絕承擔所有因為不當使用或更動裝置而使裝置受損的任何責任。如需保固與消費者專線的詳細資料，請參閱包裝裡的「保固手冊」。如對吸塵器或「操作說明」手冊有任何意見，請以電郵寄至 floorcare@electrolux.com



產品或包裝上的標誌，表示本產品不能當做家庭廢棄物處理。一定要拿到專門回收電器或電子裝置的適當回收點。請確保以正確方式處置本產品，並避免不當的處理方式對環境和人類健康可能帶來的潛在負面影響。如需更多有關回收本產品的資訊，請聯絡您當地的市政府、家居垃圾收集服務或當時購買本產品的商店。

中文



仅限于特定型号。

非常感谢您选择 Electrolux Ergospace 真空吸尘器。这些操作说明适用于 Ergospace 的所有型号。也就是说，操作说明中有可能没有包含具体型号的某些配件/功能。为确保获得最佳使用效果，请务必使用 Electrolux 原装配件。它们是专为您的真空吸尘器精心设计的配套产品。

安全要求与警告

除非有安全监护人的监督或指导，否则，此设备不能供身体、感官或智力有缺陷的人士（包括儿童）使用，也不能供缺乏经验和知识的人士（包括儿童）使用。

应监督儿童，确保他们不会将此设备当作玩具。

切记在清理或维护设备前从插座上拔出插头。
切勿在未安装滤网的情况下使用真空吸尘器。

警告

此设备包含电气接线：

- 切勿吸入任何液体
- 切勿将设备浸于任何液体中进行清洁
- 应定期检查软管，如有破损，不得使用。

上述问题可能会严重损坏马达，这种损坏不在保修之列。

切勿在以下场合使用真空吸尘器

- 可燃气体附近。
- 在锐利的物体上。
- 清除热或冷的灰烬、燃着的烟头等。
- 清除石膏粉、混凝土粉、面粉等细尘。

电源线注意事项

- 请定期检查插头和电线是否破损。如果电线已破损，则切勿使用真空吸尘器。
- 为避免发生危险，只能由获得授权的 Electrolux 服务中心更换破损的电线。真空吸尘器电线的破损不在保修之列。
- 切勿通过扯动电缆来拖动或提起真空吸尘器。

所有维护和维修必须由获得授权的 Electrolux 服务中心提供。请将真空吸尘器放置于干燥处。

消费者信息和环保政策

若因使用不当或擅自改装而导致设备受损，则 Electrolux 概不负责。要了解保修的详情和消费者联系信息，请参阅包装中的“保修手册”。如果您对本吸尘器或操作说明手册有任何意见或建议，请通过电子邮件发送到：floorcare@electrolux.com



产品或其包装上的符号 指明该产品不能当作生活垃圾进行处理。正确的处理方法是将其移交给适当的电气电子设备回收站。确保对该产品进行正确的废弃处理，有助于防止因处理不当而对环境和人类健康造成潜在的负面影响。有关回收该产品的详细信息，请联系当地市政府、生活垃圾废弃处理服务站或您购买该产品的店铺。

한국어



일부 모델에만 해당

Electrolux Ergospace 진공 청소기를 구입해 주셔서 감사합니다. 본 사용 설명서는 Ergospace 전 모델에 적용될 수 있습니다. 따라서, 구입하신 모델에는 일부 부속품 또는 기능이 빠져 있을 수 있습니다. 세부 모델명 및 부속품명은 박스 겉면 라벨 에 표시되어 있습니다. 제품을 최상의 상태로 사용하려면 항상 Electrolux의 정품 부속품을 사용하십시오. 해당 정품 부속품은 사용하시는 진공 청소기에 가장 잘 맞게 특별 제작된 것입니다.

안전 요구 사항 및 경고

안전을 위해 제품 사용에 관한 유의 사항을 잘 숙지하고 있어야 하며, 어린이를 포함하여 신체 또는 정신 장애가 있거나 감각 기능에 문제가 있는 경우 또는 사용 경험이 전혀 없는 경우에는 제품 사용에 유의하시기 바랍니다.

어린이가 제품을 가지고 놀지 않도록 주의하십시오.

제품을 청소하거나 유지보수하기 전에 항상 콘센트에서 플러그를 분리하십시오.
필터 없이 진공 청소기를 사용하지 마십시오.

주의

이 제품에는 전기 연결선이 포함되어 있습니다.

- 진공 청소기로 액체를 흡입하지 마십시오.
- 제품 세척 시 물에 담그지 마십시오.
- 정기적으로 호스를 점검하고 호스가 손상된 경우 사 용을 중단해야 합니다.

위와 같은 행동은 모터에 심각한 손상을 일으킬 수 있으며 이 경우 보증이 적용되지 않습니다.

다음과 같은 경우 진공 청소기를 사용하지 마십시오.

- 가스 등의 가연성 물질이 가까이 있는 경우
- 날카로운 물체
- 뜨겁거나 차가운 석탄재, 불이 붙어 있는 담배 공초 등
- 석회, 콘크리트, 밀가루 등의 미세 먼지

전원 코드 주의 사항

- 플러그와 코드가 손상되지 않았는지 정기적으로 확인하십시오. 코드가 손상된 상태에서는 진공 청소 기를 사용하지 마십시오.
- 코드가 손상된 경우 위험하므로 Electrolux 공인 서비스 센터에 코드 교체를 요청하십시오. 진공 청 소기 코드의 손상에는 보증이 적용되지 않습니다.
- 코드만 잡고 진공 청소기를 당기거나 들어올리지 마십시오.

모든 서비스와 수리는 반드시 Electrolux 공인 서비스 센터에서 받아야 합니다. 진공 청소기는 건조한 장소에 보관하십시오.

소비자 정보 및 지속가능 정책

Electrolux는 제품의 부적절한 사용 또는 제품 개조로 인해 발생하는 모든 손해에 대해 일절 책임을 지지 않습니다. 보증 및 소비자 문의에 대한 자세한 내용은 패키지와 함께 제공된 보증 책자를 참조하십시오. 청소기 또는 사용 설명서에 대해 의견이 있으면 floorcare@electrolux.com으로 이메일을 보내 주십시오.



제품과 포장에 인쇄되어 있는 표시는 이 제품이 가정용 쓰레기로 분류될 수 없다는 것을 나타냅니다. 이 제품은 전기 및 전자 제품 재활용을 위한 적절한 수집 장소에서 처리되어야 합니다. 이 제품을 올바르게 폐기하면 부적절한 폐기로 인해 발생할 수 있는 환경 및 인체 건강에 대한 중대한 유해 영향을 막을 수 있습니다. 이 제품의 재활용에 대한 자세한 내용은 해당 지역의 가정용 쓰레기 처리 기관이나 제품 구매처에 문의하십시오.